


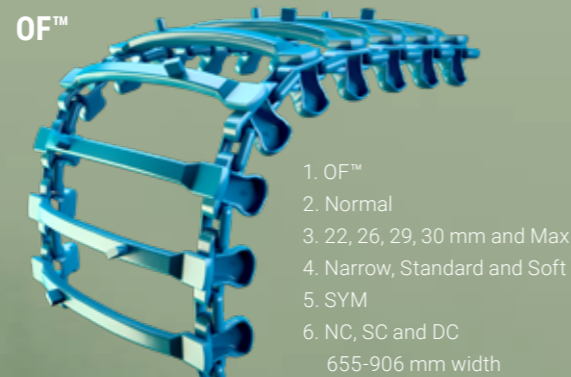
TRACTION

ALL-ROUND

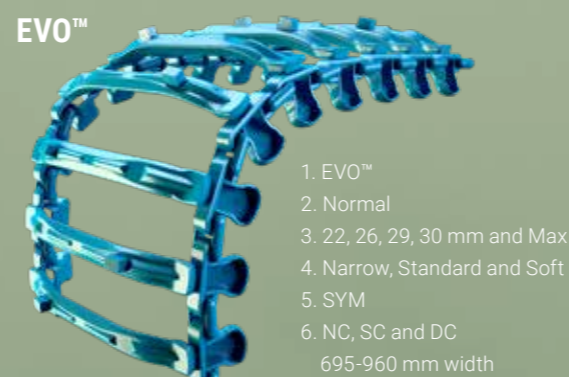
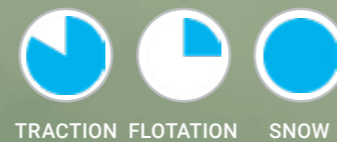
FLOTATION




- 1. EX™
- 2. Normal
- 3. 22, 26, 29 and 30 mm
- 4. Narrow and Standard
- 5. SYM
- 6. NC, SC and DC
- 774-960 mm width




- 1. OF™
- 2. Normal
- 3. 22, 26, 29, 30 mm and Max
- 4. Narrow, Standard and Soft
- 5. SYM
- 6. NC, SC and DC
- 655-906 mm width




- 1. EVO™
- 2. Normal
- 3. 22, 26, 29, 30 mm and Max
- 4. Narrow, Standard and Soft
- 5. SYM
- 6. NC, SC and DC
- 695-960 mm width




- 1. ECO™
- 2. Normal
- 3. 22, 26, 29 and 30 mm
- 4. Narrow, Standard and Soft
- 5. SYM
- 6. NC, SC and DC
- 615-944 mm width




- 1. KovaX™
- 2. Normal and Plus
- 3. 22, 26, 29, 30 mm and Max
- 4. Narrow, Standard and Soft
- 5. SYM and OSS
- 6. NC, SC, DC and RC
- 680-950 mm width




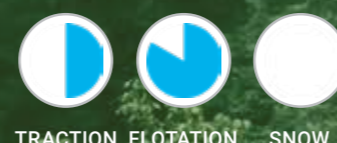
- 1. U™
- 2. Normal
- 3. 22, 26, 29 and 30 mm
- 4. Narrow, Standard and Soft
- 5. SYM, ASYM and OSS
- 6. NC, SC and DC
- 655-971 mm width




- 1. Baltic™
- 2. Light and Normal
- 3. 22, 26, 29 and 30 mm
- 4. Narrow, Standard and Soft
- 5. SYM, ASYM and OSS
- 6. NC, SC, DC and RC
- 650-1210 mm width



- 1. CoverB™
- 2. Light and Normal
- 3. 22, 26, 29 and 30 mm
- 4. Narrow, Standard and Soft
- 5. SYM, ASYM and OSS
- 6. NC, SC, DC and RC
- 670-1220 mm width



- 1. CoverX™
- 2. Light 150/180 and Normal 150/180
- 3. 22, 26, 29 and 30 mm
- 4. Narrow, Standard and Soft
- 5. SYM, ASYM and OSS
- 6. NC, SC and DC
- 670-1220 mm width




1. Cross member - Profile



2. Cross member type - Light, Normal and Plus

3. Link system

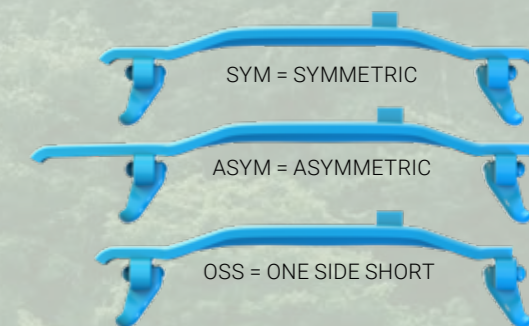
22 – 26 – 29 – 30 and Max



4. Version




5. Position



6. Cleat

- NC = No Cleat
- SC = Single Cleat
- DC = Double Cleat
- RC = Road Cleat



Combination track profiles – Bogie tracks with different cross-members on the same Track.
Contact your local Olofsfors office to request other options and/or dimensions.