

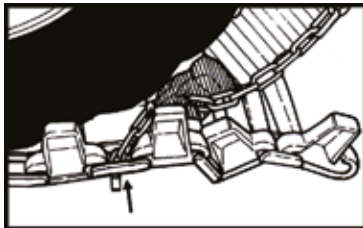
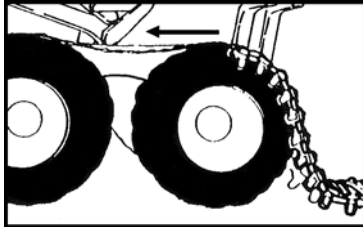


TRACK MOUNTING



Caution!

When driving forward to stretch the track you must stay outside the risk area.



Roll out the track and join the 2 sections with the long track locks included in the joining set. Drive over the track and bring the other end over the top of the tires so that both ends are at one end of the bogie.

Insert the mounting chain through one of the longer track links on the ground section (see illustration).

Insert the other end of the mounting chain through one of the longer track links on the top section. Pull the chain tight.

Lock the chain by inserting the free end through a link as shown. After both chains are installed, check that they have the same length on either side. Drive forward until the chains are between the bogie wheels. Connect the track ends together with the track locks included in the joining set.

Mounting chain
Part. no. 035-310651

