

---

# WELCOME TO OUR TERRITORY

---

► Product folder. Tracks



TRACTION


ALL-ROUND

FLOTATION

**EX™**

- EX™
- Normal
- 22, 26, 29 and 30 mm
- Narrow and Standard
- SYM
- NC, SC and DC

774-960 mm width




TRACTION FLOTATION SNOW

**OF™**

- OF™
- Normal
- 22, 26, 29, 30 mm and Max
- Narrow, Standard and Soft
- SYM
- NC, SC and DC

655-906 mm width




TRACTION FLOTATION SNOW

**EVO™**

- EVO™
- Normal
- 22, 26, 29, 30 mm and Max
- Narrow, Standard and Soft
- SYM
- NC, SC and DC

695-960 mm width



TRACTION FLOTATION SNOW

**ECO™**

- ECO™
- Normal
- 22, 26, 29 and 30 mm
- Narrow, Standard and Soft
- SYM
- NC, SC and DC

615-944 mm width



TRACTION FLOTATION SNOW

**KovaX™**

- KovaX™
- Normal and Plus
- 22, 26, 29, 30 mm and Max
- Narrow, Standard and Soft
- SYM and OSS
- NC, SC, DC and RC

680-950 mm width



TRACTION FLOTATION SNOW

**U™**

- U™
- Normal
- 22, 26, 29 and 30 mm
- Narrow, Standard and Soft
- SYM, ASYM and OSS
- NC, SC and DC

655-971 mm width



TRACTION FLOTATION SNOW

**Baltic™**

- Baltic™
- Light and Normal
- 22, 26, 29 and 30 mm
- Narrow, Standard and Soft
- SYM, ASYM and OSS
- NC, SC, DC and RC

650-1210 mm width




TRACTION FLOTATION SNOW

**CoverB™**

- CoverB™
- Light and Normal
- 22, 26, 29 and 30 mm
- Narrow, Standard and Soft
- SYM, ASYM and OSS
- NC, SC, DC and RC

670-1220 mm width




TRACTION FLOTATION SNOW

**CoverX™**

- CoverX™
- Light 150/180 and Normal 150/180
- 22, 26, 29 and 30 mm
- Narrow, Standard and Soft
- SYM, ASYM and OSS
- NC, SC and DC

670-1220 mm width



TRACTION FLOTATION SNOW

### 1. Cross member - Profile



### 2. Cross member type - Light, Normal and Plus

Cross member thickness. Applicable for certain track types:


**Light:** Lighter cross members for forwarders with a load capacity up to 12 ton or harvesters with a machine weight up to 15 ton.

**Normal:** Standard size cross members for forwarders with a load capacity between 12-20 ton or harvesters with a machine weight up to 25 ton.

**Plus:** A stronger cross member for forwarders with a load capacity between 15-20 tons. For forwarders with payloads exceeding 20 tons, please consult with your Olofsfors dealer.

### 3. Link system


22 – 26 – 29 – 30 and Max



### 4. Version




### 5. Position



### 6. Cleat

- NC = No Cleat
- SC = Single Cleat
- DC = Double Cleat
- RC = Road Cleat

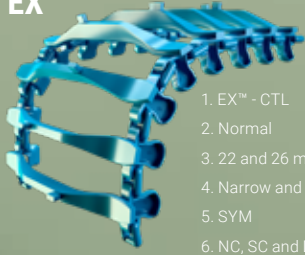


**Combination track profiles** – Bogie tracks with different cross-members on the same Track. Contact your local Olofsfors office to request other options and/or dimensions.




**TRACTION**

**EX™**



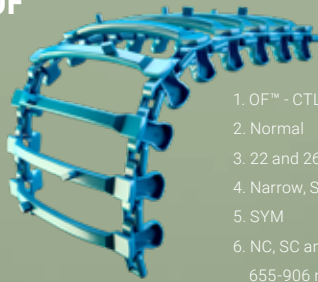
- 1. EX™ - CTL
- 2. Normal
- 3. 22 and 26 mm
- 4. Narrow and Standard
- 5. SYM
- 6. NC, SC and DC

774-960 mm width




TRACTION FLOTATION SNOW

**OF™**



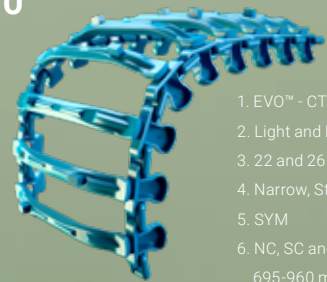
- 1. OF™ - CTL
- 2. Normal
- 3. 22 and 26 mm
- 4. Narrow, Standard and Soft
- 5. SYM
- 6. NC, SC and DC

655-906 mm width




TRACTION FLOTATION SNOW

**EVO™**



- 1. EVO™ - CTL
- 2. Light and Normal
- 3. 22 and 26 mm
- 4. Narrow, Standard and Soft
- 5. SYM
- 6. NC, SC and DC

695-960 mm width



TRACTION FLOTATION SNOW

**ALL-ROUND**

**ECO™**



- 1. ECO™ - CTL
- 2. Normal
- 3. 22 and 26 mm
- 4. Narrow, Standard and Soft
- 5. SYM
- 6. NC, SC and DC

615-944 mm width



TRACTION FLOTATION SNOW

**KovaX™**



- 1. KovaX™ - CTL
- 2. Normal and Plus
- 3. 22 and 26 mm
- 4. Narrow, Standard and Soft
- 5. SYM and OSS
- 6. NC, SC and DC

680-950 mm width



TRACTION FLOTATION SNOW

**Baltic™**



- 1. Baltic™ - CTL
- 2. Light and Normal
- 3. 22 and 26 mm
- 4. Narrow, Standard and Soft
- 5. SYM, ASYM and OSS
- 6. NC, SC, DC and RC

650-1210 mm width



TRACTION FLOTATION SNOW

**CoverB™**



- 1. CoverB™ - CTL
- 2. Light and Normal
- 3. 22 and 26 mm
- 4. Narrow, Standard and Soft
- 5. SYM, ASYM and OSS
- 6. NC, SC, DC and RC

670-1220 mm width



TRACTION FLOTATION SNOW

**FLOTATION**

**Skidder Wheel Tracks™**

